

## **GENESIS 1500 MMA**

### **Welding process**

- MMA stick welding
- TIG DC Lift start welding

### **Materials**

- Carbon steels
- Stainless steels
- Cast irons

### **Applications**

- Light job shop fabrication
- Building sites
- Repair and overhaul
- Handicraft working
- Vehicle bodywork repair
- Building
- Plumbing
- Installers
- Blacksmiths
- Electricians
- Tinsmiths

## **Suitcase kit**

Practical sturdy suitcase kit with a complete set of welding workplace equipment





Including

- Welding power source
- Stick electrode holder
- Earth cable
- Wire brush and de-slagging hammer
- Hand-shield
- Extension carrying strap
- 20 pcs electrode pack

## **Technical features**

- New generation advanced inverter technology power source for high speed dynamic arc control and superior welding performance
- Heavy duty and enviromental conditions, high service life
- Reduced dimensions and compact construction
- High temperature, shockproof, abrasion resistant plastic case
- Air flow ducting and fully encapsulated PC board to avoid dust contamination
- Linear controlled fan on demand
- Excellent performances also with long power supply extension cables
- Ideal for stick welding with all types of popular electrodes
- Built-in adjustable arc control features (hot start, arc force, antisticking)
- Reduced electromagnetic interference with lift start TIG welding
- Dinse connector, 25mm<sup>2</sup>

**Power source**

			<b>P</b>	<b>X%</b>			<b>P.F.</b>	<b>I<sub>2</sub></b>	<b>U<sub>o</sub></b>	<b>IP</b>	 <b>mm</b> l x w x h	 <b>Kg</b>
<b>Genesis 1500</b>	1x230V	16A	6,6kVA 4,6kW	40°C	30%	150A	0,70	5-150A	85V	23S	260x120x190mm	2,6kg
				40°C	60%	125A						
				40°C	100%	110A						